

SPRINT™ HOLDFAST

ELECTRO-MAGNETIC LOCKS S02 SERIES

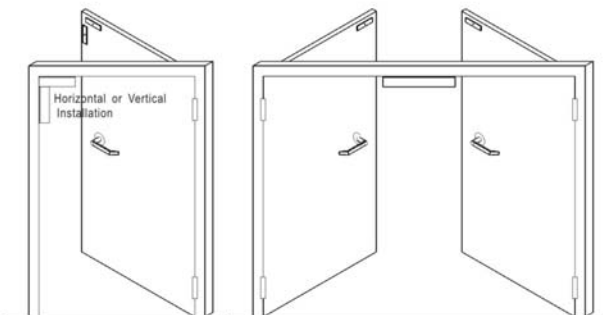
● SPECIFICATIONS AND TECHNICAL DETAILS

- DIMENSIONS: S02(Single) 266Lx73Hx40Dmm
S02(Double) 532Lx73Hx40Dmm
ARMATURE PLATE: 185Lx61Wx16Tmm
- SURFACE MOUNTED
- CURRENT DRAW: 500mA/12V, 250mA/24V
- DUAL VOLTAGE: 12V/24VDC
- OPTIONS: LOCK STATUS SENSOR, TIMER AND DOOR STATUS SENSOR
- HOLDING FORCE: ABOUT 1200LBS
- BUILT-IN VOLTAGE SPIKE SUPPRESSOR
- CE APPROVED ● UL LISTED

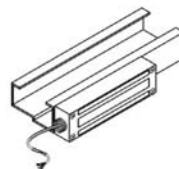


■ TYPICAL INSTALLATION

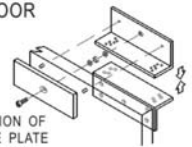
■ SUGGESTED INSTALLATION POSITIONS



INSTALLATION OF MAGLOCK ON INSWINGING DOOR

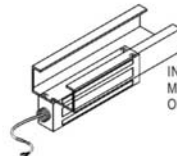


INSTALLATION OF
MAGLOCK BODY
ON DOOR FRAME

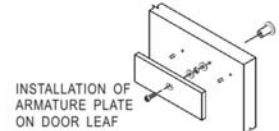


INSTALLATION OF
ARMATURE PLATE
ON DOOR LEAF

INSTALLATION OF MAGLOCK ON OUTSWINGING DOOR

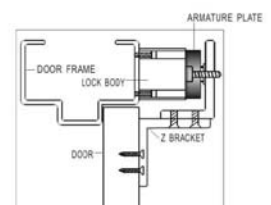
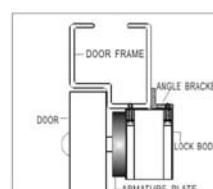
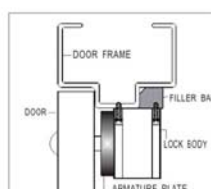
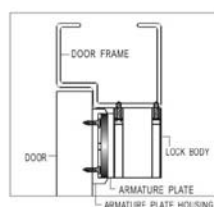
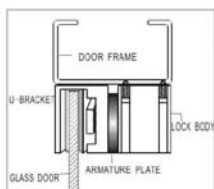


INSTALLATION OF
MAGLOCK BODY
ON DOOR FRAME



INSTALLATION OF
ARMATURE PLATE
ON DOOR LEAF

■ APPLICATIONS



SPRINT RESERVES THE RIGHT TO CHANGE SPECIFICATIONS WITHOUT NOTICE.



LISTED
AUXILIARY LOCK 3/4 HR. RATING
30JE