

# SPRINT™ HOLDFAST

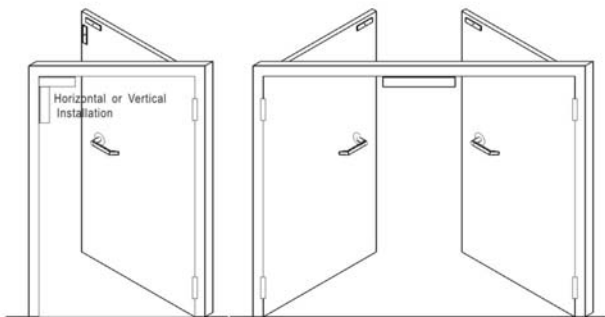
## ELECTRO-MAGNETIC LOCKS S01 SERIES

### ● SPECIFICATIONS AND TECHNICAL DETAILS

- DIMENSIONS: S01 (Single) 250Lx42Hx26Dmm  
S01 (Double) 500Lx42Hx26Dmm  
ARMATURE PLATE: 185Lx38Wx12.5Tmm
- SURFACE MOUNTED
- CURRENT DRAW: 500mA/12V, 250mA/24V
- DUAL VOLTAGE: 12V/24VDC
- OPTIONS: TIMER, LOCK STATUS SENSOR, LED AND DOOR STATUS SENSOR
- HOLDING FORCE: ABOUT 600LBS.
- BUILT-IN VOLTAGE SPIKE SUPPRESSOR
- CE APPROVED    ● UL LISTED

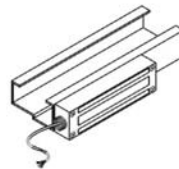


### ■ SUGGESTED INSTALLATION POSITIONS

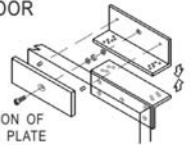


### ■ TYPICAL INSTALLATION

#### INSTALLATION OF MAGLOCK ON INSWINGING DOOR

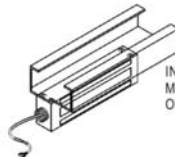


INSTALLATION OF  
MAGLOCK BODY  
ON DOOR FRAME



INSTALLATION OF  
ARMATURE PLATE  
ON DOOR LEAF

#### INSTALLATION OF MAGLOCK ON OUTSWINGING DOOR

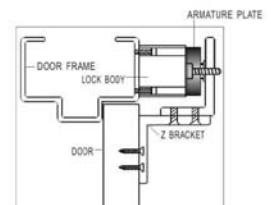
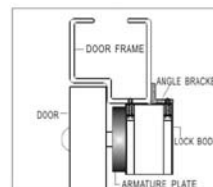
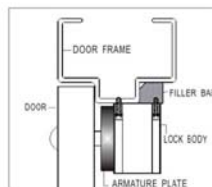
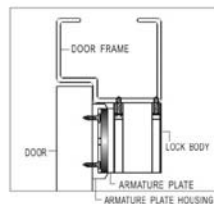
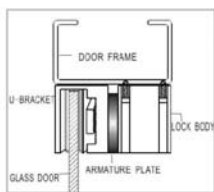


INSTALLATION OF  
MAGLOCK BODY  
ON DOOR FRAME



INSTALLATION OF  
ARMATURE PLATE  
ON DOOR LEAF

### ■ APPLICATIONS



SPRINT RESERVES THE RIGHT TO CHANGE SPECIFICATIONS WITHOUT NOTICE.



LISTED  
AUXILIARY LOCK 3/4 HR. RATING  
30JE